


ZXF Series Axial Jet Fan



FAN

- Single-direction or reversible ventilation unit consisting of a fan, silencers, deflectors and brackets, certified for smoke extraction in accordance with standard EN-12101-3:2002/AC:2006.
- Turnable impellers in cast aluminium designed for optimum thrust.
- Protection guard against contacts, in accordance with standard UNE-EN ISO 12499:2010 in single-direction models
- Deflectors to increase airflow range, on the impeller side. Reversible models are fitted with deflectors on both sides.
- High effective silencers with thermal and acoustic insulation.
- Airflow direction from motor to impeller or 100% reversible.

MOTOR

- Class H motors ongoing use S1 and S2 emergency use with ball bearings. IP55 protection and 2 speed.
- Three-phase 400V-50Hz
- Maximum temperature of air to be carried: S1 continuous operation -20°C +55°C S2 operation 300°C/2h. 400°C/2h. Also suitable for hot climates with temperatures up to 50°C. S2 operation 300°C/2h. 400°C/2h.

FINISH

- Anticorrosive finish of polyester resin polymerised at 190°C anti-corrosive galvanised sheet steel

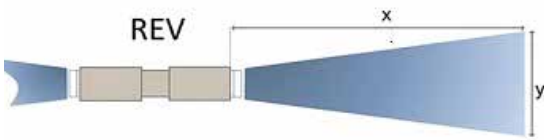
ON REQUEST

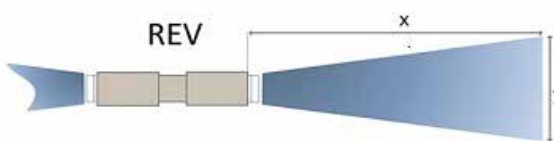
- Different thrust performance from that indicated.

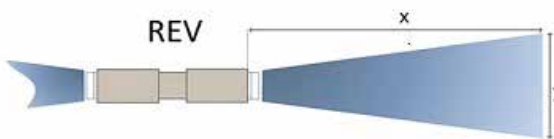
TECHNICAL SPECIFICATIONS

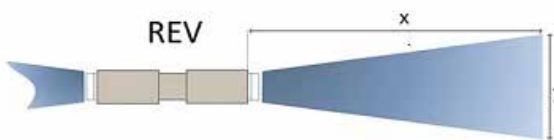
MODEL	MAX. AIR FLOW (m ³ /h)	WATT	SOUND (dBA)	AMPER	RPM (dk)	THRUST (N)
ZXF 31U/2-4T	4800/2400	0,80/0,20	52/37	1,90/0,20	2850/1450	35/9
ZXF 35U/2-4T	7200/3600	1,50/0,37	52/37	1,90/0,20	2850/1450	58/14
ZXF 40U/2-4T	9800/4900	2,20/0,55	53/38	2,30/1,00	2850/1450	75/18
ZXF 45U/2-4T	12800/6400	2,20/0,55	58/43	2,30/1,00	2850/1450	87/25

AIR FLOW PERFORMANCE DATA

	Outlet Distance (X)	25	m	ZXF 31
	Outlet Distance (y)	11	m	
	Air Flow	4.800/2.400	(m ³ /h)	
	Thrust	35/9	N	

	Outlet Distance (X)	30	m	ZXF 35
	Outlet Distance (y)	13	m	
	Air Flow	6.000/3.000	(m ³ /h)	
	Thrust	58/14	N	

	Outlet Distance (X)	40	m	ZXF 40
	Outlet Distance (y)	17	m	
	Air Flow	9.800/4.900	(m ³ /h)	
	Thrust	75/18	N	

	Outlet Distance (X)	45	m	ZXF 45
	Outlet Distance (y)	19	m	
	Air Flow	12.800/6.400	(m ³ /h)	
	Thrust	87/25	N	

DIMENSIONS

MODEL	DIMENSIONS / mm				
	A (mm)	C (mm)	DI (mm)	DA (mm)	H (mm)
ZXF 31U/2-4T	600	1700	315	415	100
ZXF 35U/2-4T	600	1700	355	450	100
ZXF 40U/2-4T	800	2100	400	500	100
ZXF 45U/2-4T	800	2100	450	550	100

